

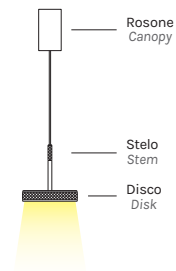
INDOOR - SUSPENSION

OVERFLY

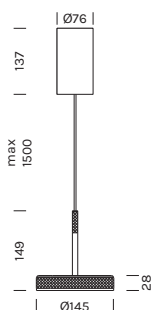
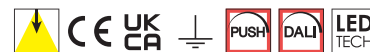


- alluminio, metacrilato
- colore cavo: nero

- aluminum, methacrylate
- cable color: black



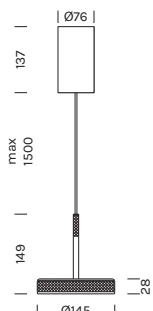
Con rosone e driver
With canopy and driver



	M 2700K	W 3000K	N 4000K
Power	13.6W	13.6W	13.6W
Nominal lumen	2544.0lm	2584.0lm	2648.0lm
CRI	>90	>90	>90
Supply	220-240V	220-240V	220-240V

Item	Temperature	Canopy	Disk	Stem
3423 composed by RS04/03 (1Pz) 3426 (1Pz)	M	-BO	-BO	-BO
	W	-NO	-NO	-NO
	N	-BV	-BV	-BV
		-OR	-OR	-OR
		-TI	-TI	-TI
		-RR	-RR	-RR

Con rosone e driver
With canopy and driver



	M 2700K	W 3000K	N 4000K
Power	13.6W	13.6W	13.6W
Nominal lumen	2544.0lm	2584.0lm	2648.0lm
CRI	>90	>90	>90
Supply	220-240V	220-240V	220-240V

Item	Temperature	Canopy	Disk	Stem
3424 composed by RS04/02 (1Pz) 3426 (1Pz)	M	-BO	-BO	-BO
	W	-NO	-NO	-NO
	N	-BV	-BV	-BV
		-OR	-OR	-OR
		-TI	-TI	-TI
		-RR	-RR	-RR

Con rosone, senza driver

With canopy, without driver



Necessita di driver remoto a 500mA oppure di convertitore da 48Vdc a 500mA più driver a 48Vdc
Requires 500mA remote driver, or 48Vdc to 500 mA converter and 48Vdc driver



3421	M 2700K	W 3000K	N 4000K
Power	13.6W	13.6W	13.6W
Nominal lumen	2544.0lm	2584.0lm	2648.0lm
CRI	>90	>90	>90
Supply	500mA	500mA	500mA

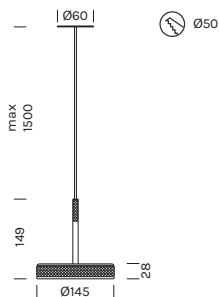
Item	Temperature	Canopy	Disk	Stem
3421composed by RS01 (1Pz) 3426 (1Pz)	M	-BO	-BO	-BO
	W	-NO	-NO	-NO
	N	-BV	-BV	-BV
		-OR	-OR	-OR
		-TI	-TI	-TI
		-RR	-RR	-RR

Con rosone piatto per cartongesso, senza driver

With flat rosette for plasterboard, without driver



Necessita di driver remoto a 500mA oppure di convertitore da 48Vdc a 500mA più driver a 48Vdc
Requires 500mA remote driver, or 48Vdc to 500 mA converter and 48Vdc driver



3422	M 2700K	W 3000K	N 4000K
Power	13.6W	13.6W	13.6W
Nominal lumen	2544.0lm	2584.0lm	2648.0lm
CRI	>90	>90	>90
Supply	500mA	500mA	500mA

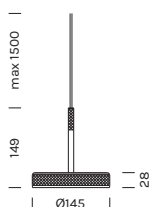
Item	Temperature	Canopy	Disk	Stem
3422composed by RS06 (1Pz) 3426 (1Pz)	M	-BO	-BO	-BO
	W	-NO	-NO	-NO
	N	-BV	-BV	-BV
		-OR	-OR	-OR
		-TI	-TI	-TI
		-RR	-RR	-RR

Solo corpo

Body only



Necessita di driver remoto a 500mA oppure di convertitore da 48Vdc a 500mA più driver a 48Vdc
Requires 500mA remote driver, or 48Vdc to 500 mA converter and 48Vdc driver



3426	M 2700K	W 3000K	N 4000K
Power	13.6W	13.6W	13.6W
Nominal lumen	2544.0lm	2584.0lm	2648.0lm
CRI	>90	>90	>90
Supply	500mA	500mA	500mA

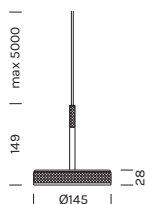
Item	Temperature	Disk	Stem
3426	M	-BO	-BO
	W	-NO	-NO
	N	-BV	-BV
		-OR	-OR
		-TI	-TI
		-RR	-RR

Solo corpo con cavo 5m

Body only with 5m cable



Necessita di driver remoto a 500mA oppure di convertitore da 48Vdc a 500mA più driver a 48Vdc
Requires 500mA remote driver, or 48Vdc to 500 mA converter and 48Vdc driver



3426/05	M 2700K	W 3000K	N 4000K
Power	13.6W	13.6W	13.6W
Nominal lumen	2544.0lm	2584.0lm	2648.0lm
CRI	>90	>90	>90
Supply	500mA	500mA	500mA

Item	Temperature	Disk	Stem
3426/05	M	-BO	-BO
	W	-NO	-NO
	N	-BV	-BV
		-OR	-OR
		-TI	-TI
		-RR	-RR

Driver in corrente in remoto 500mA

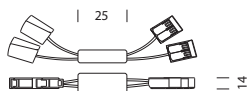
500mA remote constant current driver

Item	items powerable	Power	IP	Dimensions	Dimming
1A1858/01	1	20W	IP20	75x40x21	PUSH DALI

Convertitore da 48Vdc a 500mA

48Vdc to 500 mA converter

Necessita di driver remoto a 48Vdc
Requires 48V remote driver



Item	items powerable
2A7900	1

Driver 48Vdc in tensione in remoto

Remote constant voltage drivers 48Vdc

Item	items powerable	Power	IP	Dimensions	Dimming
1A0633	1-2	70W	IP20	210x45x49	ON-OFF
1A0634	1-4	150W	IP20	210x45x49	ON-OFF
1A1239	1-6	240W	IP67	244x68x39	ON-OFF
1A2493	1-8	320W	IP67	252x90x44	ON-OFF

Centraline dimmerabili in remoto

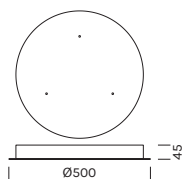
Remote dimmable controllers

Item	Power	IP	Dimensions	Dimming
1A0837/48	288W	IP20	132x22x20	PUSH DALI 1-10V
1A0838/48	576W	IP20	164x38x25	PUSH DALI 0.1-10V

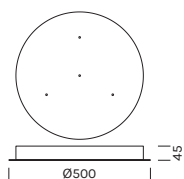
Rosoni rotondi con driver

Round canopies with driver

3 Sospensioni
3 suspensions



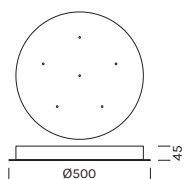
3 Sospensioni
3 suspensions



4 Sospensioni
4 suspensions

4 Sospensioni
4 suspensions

6 Sospensioni
6 suspensions


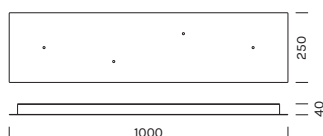
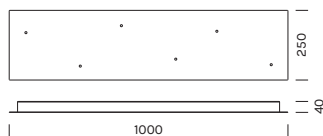


6 Sospensioni
6 suspensions

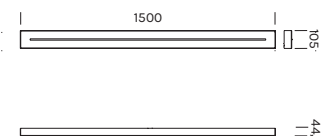
Item	Finish	Dimming
RS88/02	-BI	ON-OFF PUSH DALI 0.1-10V
	-NE	
	-BP	
RS88/03	-BI	ON-OFF PUSH CASAMBI
	-NE	
	-BP	
RS88/05	-BI	ON-OFF PUSH DALI 0.1-10V
	-NE	
	-BP	
RS88/06	-BI	ON-OFF PUSH CASAMBI
	-NE	
	-BP	
RS88/08	-BI	ON-OFF PUSH DALI 0.1-10V
	-NE	
	-BP	
RS88/09	-BI	ON-OFF PUSH CASAMBI
	-NE	
	-BP	

Rosoni rettangolari con driver

Square canopies with driver

3 Sospensioni
3 suspensions3 Sospensioni
3 suspensions4 Sospensioni
4 suspensions4 Sospensioni
4 suspensions6 Sospensioni
6 suspensions6 Sospensioni
6 suspensions**Rosone scorrevole con driver**

Sliding canopy with driver

Max 5 Sospensioni
Up to 5 suspensions

Item	Finish	Dimming
RS58/01	-BI	ON-OFF PUSH DALI 0.1-10V
	-NE	
	-BP	
RS58/02	-BI	ON-OFF PUSH CASAMBI
	-NE	
	-BP	
RS58/11	-BI	ON-OFF PUSH DALI 0.1-10V
	-NE	
	-BP	
RS58/12	-BI	ON-OFF PUSH CASAMBI
	-NE	
	-BP	
RS58/21	-BI	ON-OFF PUSH DALI 0.1-10V
	-NE	
	-BP	
RS58/22	-BI	ON-OFF PUSH CASAMBI
	-NE	
	-BP	

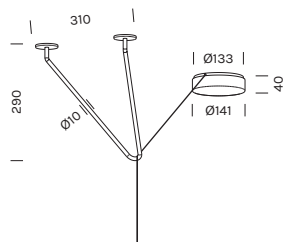
Item	Finish	Dimming
RS94/01	-BI	ON-OFF PUSH DALI 0.1-10V
	-NE	
	-BP	


Rosone con driver + staffa Batacù per decentramento 1pz

Canopy with driver + Batacù bracket for decentralization 1pc

Necessita di lampada versione "Solo corpo con cavo 5m"

Requires "Body only with 5m cable" lamp version



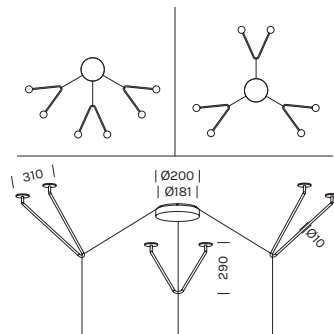
Item	Finish	Dimming
521	-NE 	PUSH DALI
...composed by RS69 (1Pz) 520 (1Pz)		


Rosone con driver + staffa Batacù per decentramento 3pz

Canopy with driver + Batacù bracket for decentralization 3pcs

Necessita di lampada versione "Solo corpo con cavo 5m"

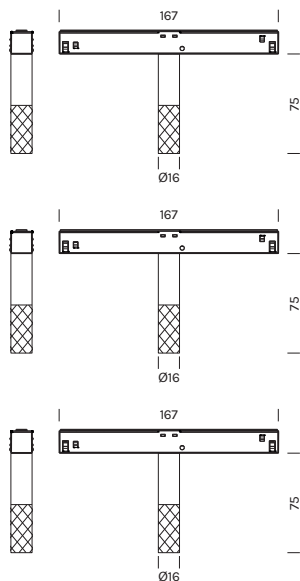
Requires "Body only with 5m cable" lamp version









Item	Finish	Dimming
523	-NE 	PUSH DALI
...composed by RS92 (1Pz) 520 (3Pz)		

Jack per track 48V + Connettore nero

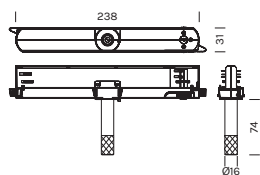
Jack for track 48V + black connector



Item	Finish	Dimming
201/01	-JBI  -JNE 	ON-OFF
201/02	-JBI  -JNE 	0-10V
201/03	-JBI  -JNE 	DALI

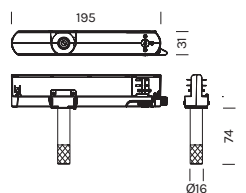
Jack per track 230V + Connettore nero

Jack for track 230V + black connector

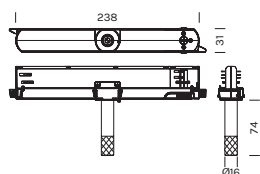


Item	Finish	Dimming
------	--------	---------

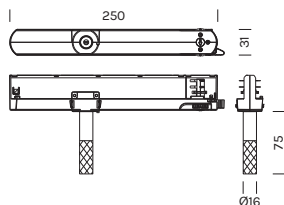
211/02	-JBI	ON-OFF
	-JNE	



211/05	-JBI	L-C
	-JNE	



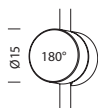
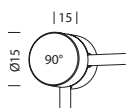
211/06	-JBI	DALI
	-JNE	



211/09	-JBI	CASAMBI
	-JNE	

Passacavi

Cable entry



Item	Finish
------	--------

BEAMKIT01	-NA
-----------	-----

BEAMKIT02	-NA
-----------	-----